



XHP SERIES

XHP SERIES

HIGH PURITY PRESSURE TRANSDUCERS



- **LED Status Indicator**
- **Compound Range Available**
- **5 Year Warranty**
- **UL 61010-1 Safety Requirement Compliant**
- **Optional UL/ATEX Class I and II Division 2 and Class III Div. 1 and 2**

**PRECISION
SENSORS**



XHP SERIES

XHP SERIES

OVERVIEW

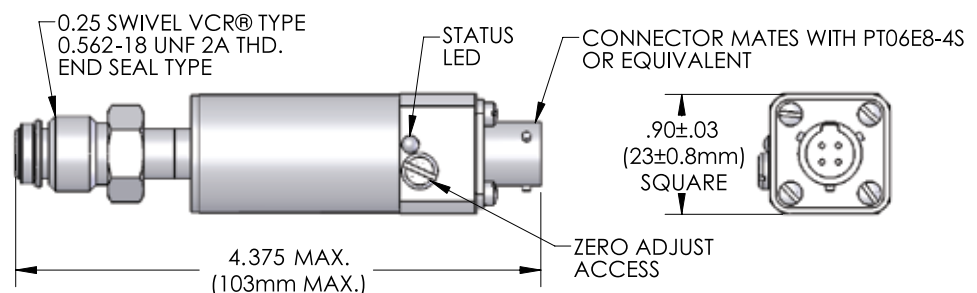
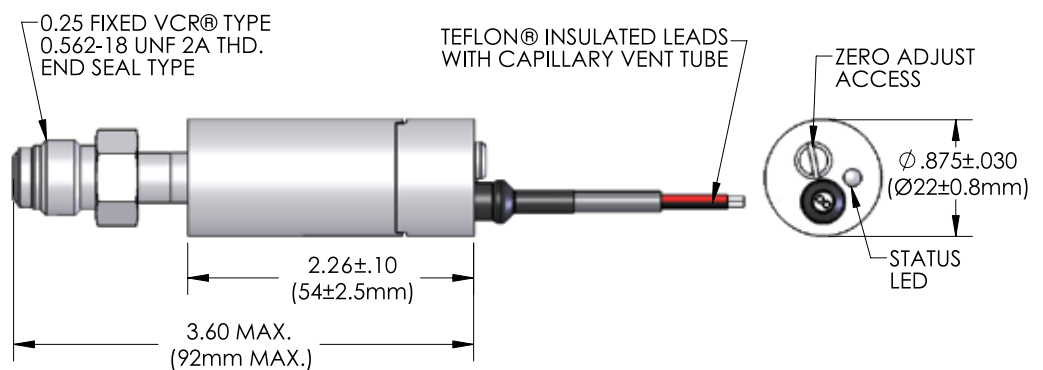
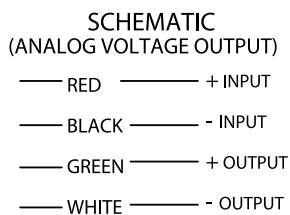
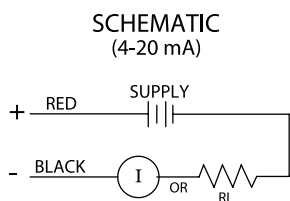
Precision Sensors XHP Series High Purity Transducer is designed for accurate, reliable, long-term sensing of process gases used in the manufacturing of semiconductor products. LED status light verifies that the transducer is operating correctly. Color band labels are provided with the unit to allow the installer to mark and identify the measured gas. Precision Sensors products are designed and manufactured to the requirements of AS/EN/JISQ9100:2009 and ISO 9001:2008 Quality Management System.

FEATURES

- Optional Hazardous Location Compatibility
- LED Status Indicator
- 5 Million Cycle Life
- Ranges from 100 to 3000 PSIG
- Compound Range Available for Vacuum Measurement
- 5 Year Warranty
- CE Marked – Conforms to EMC Directive 20104/108/EC
- RoHS Compliant

MODEL	RANGE*	PROOF PRESSURE	BURST PRESSURE
XHPA	0 to 100 psi gauge/0 to 689 kPa gauge	150 psi gauge/1034 kPa gauge	300 psi gauge/2068 kPa gauge
XHPB	0 to 250 psi gauge/0 to 1724 kPa gauge	375 psi gauge/2585 kPa gauge	750 psi gauge/52 bar gauge
XHPC	0 to 500 psi gauge/0 to 34 bar gauge	750 psi gauge/52 bar gauge	1500 psi gauge/103 bar gauge
XHPD	0 to 1000 psi gauge/0 to 69 bar gauge	1500 psi gauge/103 bar gauge	3000 psi gauge/207 bar gauge
XHPE	0 to 3000 psi gauge/0 to 207 bar gauge	4500 psi gauge/310 bar gauge	9000 psi gauge/620 bar gauge

*Ranges are scalable to any intermediate value. For example, the 0-500 psig range unit is scalable to 0-456 psig full scale output range; or, range may be scaled to allow for conversion to standard metric unit ranges (e.g. 0.5 MPa = 72.52 psi).



TECHNICAL SPECIFICATIONS			
Output	4-20 mA, 0-5 VDC, 1-5 VDC	Proof Pressure	1.5x Rated Pressure
Supply Voltage	12-30 VDC	Burst Pressure	3x Rated Pressure
Accuracy (Total Error Band)	± 0.5% FS from 15 to 30 °C ± 2% FS from 0 to 45 °C	Surface Finish	10 Ra Max
Compensated Temperature Range	0-45 °C	Wetted Volume	0.075 Inch ³
Operating Temperature Range	0-55 °C	Case Seal	IP54
Wetted Materials	316L Stainless Steel	Response Time	<5msec
Pressure Connection	1/4" Male VCR®, 1/4" Female VCR®, 1/4" Male Swivel VCR®, 1 1/8" Surface Mount C Seal per Semi F86-0304	Cycle Life	5 Million Cycles Minimum
Seal Integrity	<1x10 ⁻⁹ cc/ sec He	Electrical Connection	Free Leads 24 Inches Standard* Optional Integrated Connector
Approvals: UL 61010-1 Part 1 General Requirements ANSI/ISA 12.12.01-2013 Nonincendive Class I and II Division 2 and Class III Div. 1 and 2, Groups A, B, C, D, IEC 80079-34 Ex ic IIC Gc, 0°C< Tamb <55°C			

VCR is a Registered Trademark of Swagelok

* 2 wires for 4-20 mA, 4 wires for voltage

HOW TO SPECIFY

To create a part description, use the below format. An application drawing based on the information will be generated and submitted for user approval.

Type	Measurement Range	Pressure Connection	Electrical Connection	Lead Length	Analog Output	Option	Option
XHP	B	VM	L	24	A	CP	217

	Code	Description	XHP	B	VM	L	24	A	CP	217
Type	XHP	High Purity Transducer								
Measurement Range	A	0-100 psi gauge (0-689 kPa gauge)								
	B	0-250 psi gauge (0-1724 kPa gauge)								
	C	0-500 psi gauge (0-34 bar gauge)								
	D	0-1000 psi gauge (0-69 bar gauge)								
	E	0-3000 psi gauge (0-207 bar gauge)								
Pressure Connection	VM	1/4" Male VCR®								
	VF	1/4" Female Swivel VCR® type								
	VSM	1/4" Male Swivel VCR® type								
	SC	1 1/8" Surface Mount C Seal per Semi F86-0304								
Electrical Connection	L	Free Leads (Standard)								
	C	Crimp Type Connector (Amp MR Series Standard)								
	B	Bendix Type Connector								
Lead Length	Specify in Inches	24" is Standard								
Analog Output	A	4-20 mA								
	V	0-5 VDC								
	V1	1-5 VDC								
Options	CP	Compound option uses -15 psig as low end of range								
	*I	Intermediate range assigns full scale output to any value of the output range, use number to indicate option								
	HL	Hazardous Locations - UL 61010-1 Part 1 General Requirements ANSI/ISA 12.12.01-2013 Nonincendive Class I and II Division 2 and Class III Div. 1 and 2, Groups A, B, C, D, IEC 80079-34 Ex ic IIC Gc, 0°C< Tamb <55°C								

* When an intermediate range is specified the accuracy is decreased.

The specified example denotes a transducer using 1/4" male VCR® type pressure connection with an electrical interface consisting of 24" free leads. A 4-20 mA analog output is provided. The compound option indicates the unit will sense negative gauge pressure to -15 psig. The intermediate range assigns the full scale output (20 mA) to 217 psig; as such, the output will be 4-20 mA from -15 to 217 psig.



ASK AN ENGINEER

GENERAL INFORMATION	
Full Name <input type="text"/>	Phone Number <input type="text"/>
Company Name <input type="text"/>	Fax Number <input type="text"/>
	E-Mail Address <input type="text"/>

Submit

HOW TO SPECIFY

- 1 Call us at 203.877.2795 and ask for an engineer.
- 2 Locate our representative in your area via our website.
- 3 Utilize our "Ask An Engineer" form at www.precisionsensors.com.

OR.. E-MAIL US AT

Sales Department:
sales@precisionsensors.com

Technical Department:
askanengineer@precisionsensors.com

Service Department:
servicedepartment@precisionsensors.com

Quality Assurance:
quality@precisionsensors.com



UNITED ELECTRIC
CONTROLS

Precision Sensors Division

50 Seemans Lane
Milford, CT 06460 USA
Telephone: 203.877.2795 Fax: 203.877.8752
Email: sales@precisionsensors.com
www.precisionsensors.com



BHA1.5K1015 XHP-AD2